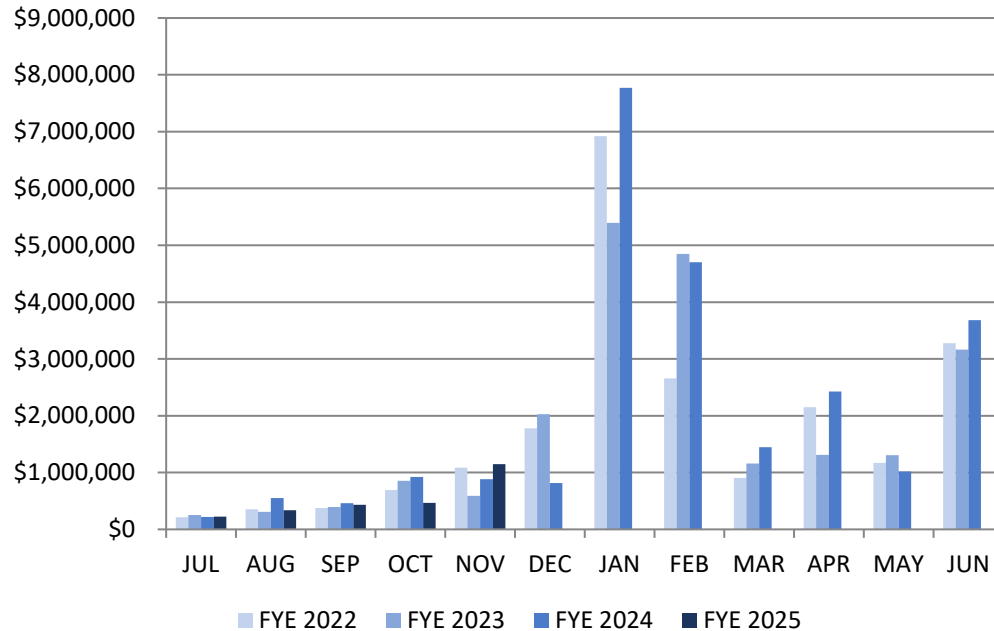




# MONTHLY FINANCIAL UPDATE–Preliminary November 2024

## GENERAL FUND – OVERVIEW OF REVENUE



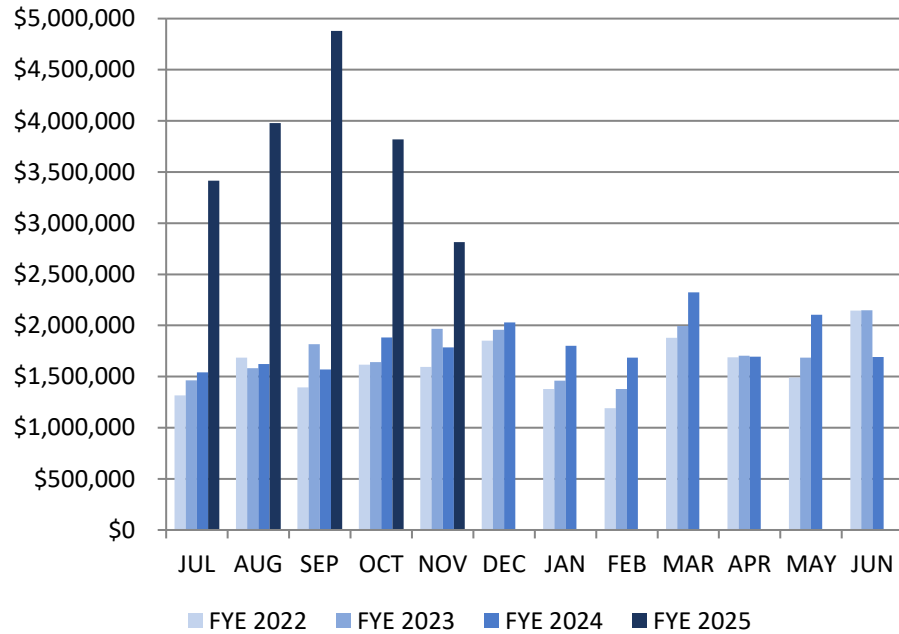
| <u>General Fund - Fiscal Year Revenue Comparison</u> |                   |                      |                            |
|--|-------------------|----------------------|----------------------------|
| <u>As of November 2024</u>                           |                   |                      |                            |
| <u>FYE – 20234</u>                                   | <u>FYE – 2025</u> | <u>\$ Difference</u> | <u>% Increase/Decrease</u> |
| \$3,037,653.02                                       | \$2,982,139.77    | \$55,513.25          | 2% Decrease                |

| FYE 2024                                      | Revenue                | FYE 2025                                      | Revenue                |
|---|------------------------|---|------------------------|
| JUL 2023                                      | \$217,752.18           | JUL 2024                                      | \$222,661.95           |
| AUG 2023                                      | \$553,674.88           | AUG 2024                                      | \$336,501.40           |
| SEP 2023                                      | \$460,090.62           | SEP 2024                                      | \$432,918.26           |
| OCT 2023                                      | \$923,305.87           | OCT 2024                                      | \$466,885.91           |
| NOV 2023                                      | \$882,829.47           | NOV 2024                                      | \$1,149,801.31         |
| DEC 2023                                      | \$818,366.13           | DEC 2024                                      | \$0.00                 |
| JAN 2024                                      | \$7,773,924.94         | JAN 2025                                      | \$0.00                 |
| FEB 2024                                      | \$4,699,854.08         | FEB 2025                                      | \$0.00                 |
| MAR 2024                                      | \$1,445,878.63         | MAR 2025                                      | \$0.00                 |
| APR 2024                                      | \$2,427,548.78         | APR 2025                                      | \$0.00                 |
| MAY 2024                                      | \$1,019,065.73         | MAY 2025                                      | \$0.00                 |
| JUN 2024                                      | \$3,685,156.84         | JUN 2025                                      | \$0.00                 |
| Year to Date<br>Other<br>Financing<br>Sources | \$460,046.19           | Year to Date<br>Other<br>Financing<br>Sources | \$373,370.94           |
| YTD<br>*Revenue                               | <b>\$25,367,494.34</b> | YTD<br>*Revenue                               | <b>\$2,982,139.77</b>  |
| % of BUDGET                                   | 108%                   | % of BUDGET                                   | 12%                    |
| BUDGET  | <b>\$22,756,038.00</b> | BUDGET  | <b>\$23,977,380.00</b> |
| Budgeted Other<br>Financing<br>Sources        | <b>\$823,697.00</b>    | Budgeted Other<br>Financing<br>Sources        | <b>\$606,889.00</b>    |
| <b>TOTAL</b>                                  | <b>\$23,579,735.00</b> | <b>TOTAL</b>                                  | <b>\$24,584,269.00</b> |

\*YTD Revenue includes other financing sources (Proceeds disposal of assets/Insurance Proceeds/Transfers from Special Revenue)

|                          |  |                     |
|--------------------------|--|---------------------|
| Other Financing Sources: | Proceeds on Disposals Capital Assets         | \$ 12,362.88        |
|                          | Insurance Proceeds                           | \$ 34,850.22        |
|                          | Transfer from Sewer Fund                     | \$ 0.00             |
|                          | Transfer from Special Revenue                | \$135,330.55        |
|                          | Transfer from PW Enterprise Fund             | \$ 0.00             |
|                          | Transfer to Capital Projects Fund            | <u>\$190,827.29</u> |
|                          | <b>Year-to-Date Other Financing Sources:</b> | <b>\$373,370.94</b> |

## GENERAL FUND – OVERVIEW OF EXPENDITURES



| FYE 2024      | Expenditures           | FYE 2025      | Expenditures           |
|---------------|------------------------|---------------|------------------------|
| JUL 2023      | \$1,541,724.56         | JUL 2024      | \$3,414,214.84         |
| AUG 2023      | \$1,622,970.29         | AUG 2024      | \$3,978,217.31         |
| SEP 2023      | \$1,570,787.57         | SEP 2024      | \$4,880,124.85         |
| OCT 2023      | \$1,882,489.81         | OCT 2024      | \$3,820,216.84         |
| NOV 2023      | \$1,785,641.06         | NOV 2024      | \$2,813,166.12         |
| DEC 2023      | \$2,029,869.94         | DEC 2024      | \$0.00                 |
| JAN 2024      | \$1,801,087.67         | JAN 2025      | \$0.00                 |
| FEB 2024      | \$1,684,785.67         | FEB 2025      | \$0.00                 |
| MAR2024       | \$2,322,505.57         | MAR 2025      | \$0.00                 |
| APR 2024      | \$1,693,053.90         | APR 2025      | \$0.00                 |
| MAY 2024      | \$2,103,358.05         | MAY 2025      | \$0.00                 |
| JUN 2024      | \$1,692,324.30         | JUN 2025      | \$0.00                 |
| <b>YTD</b>    | <b>\$21,730,598.39</b> | <b>YTD</b>    | <b>\$18,905,939.96</b> |
| % of BUDGET   | 92%                    | % of BUDGET   | 77%                    |
| <b>BUDGET</b> | <b>\$23,579,735.00</b> | <b>BUDGET</b> | <b>\$24,584,269.00</b> |

**Cash on Hand as of November 30, 2024:**  
**\$6,374,748.84**

| <u>General Fund - Fiscal Year Expense Comparison</u> |                   |                      |                            |
|--|-------------------|----------------------|----------------------------|
| <u>As of November 2024</u>                           |                   |                      |                            |
| <u>FYE – 2024</u>                                    | <u>FYE – 2025</u> | <u>\$ Difference</u> | <u>% Increase/Decrease</u> |
| \$8,403,613.29                                       | \$18,905,939.96   | \$10,502,326.67      | 125% Increase              |

**GENERAL FUND – OVERVIEW OF DEBT**

| <b>GENERAL OBLIGATION BONDS</b> | <b>Maturity Date</b> | <b>Original Amount</b> | <b>Remaining Balance (Principal)</b> | <b>Payments Already Made in FYE 2025</b> | <b>Amount Still Due in FYE 2025 (Principal &amp; Interest)</b> |
|---------------------------------|----------------------|------------------------|--------------------------------------|--|--|
| <b>2019 G.O. Bond</b>           | 4/1/2026             | \$772,000              | \$229,000.00                         | \$0.00                                   | \$118,476.96   |

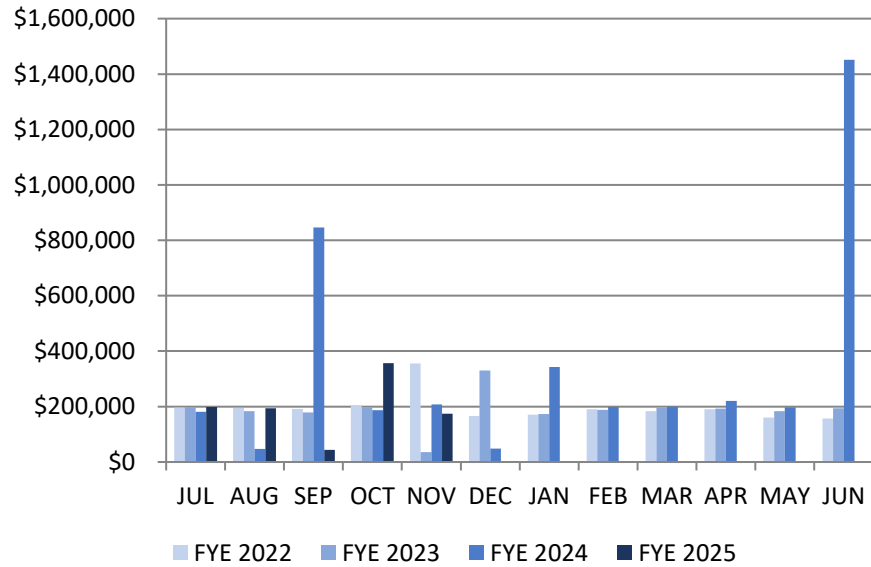
  

| <b>INSTALLMENT PURCHASE REVENUE BONDS</b> | <b>Maturity Date</b> | <b>Original Amount</b> | <b>Remaining Balance (Principal)</b> | <b>Payments Already Made in FYE 2025</b> | <b>Amount Still Due in FYE 2025 (Principal &amp; Interest)</b> |
|---|----------------------|------------------------|--------------------------------------|--|--|
| <b>2021 IPRB</b>                          | 6/30/2042            | \$11,300,000.00        | \$10,515,000.00                      | \$195,721.88                             | \$605,721.88   |

**2021 Installment Purchase Revenue Bond**  
**Monthly Activity**

| <b>2021 IPRB Details</b> | <b>Beginning Balance</b> | <b>Debt Service Payments (Monthly Installment)</b> | <b>Principal/Interest/Construction (Made by US Bank on behalf of City)</b> | <b>Ending Balance</b> |
|--------------------------|--------------------------|--|--|-----------------------|
| US Bank – Project Fund   | \$2,590.58               |  | \$9.85 Interest  | \$2,600.43            |

## SEWER FUND – OVERVIEW OF REVENUE†



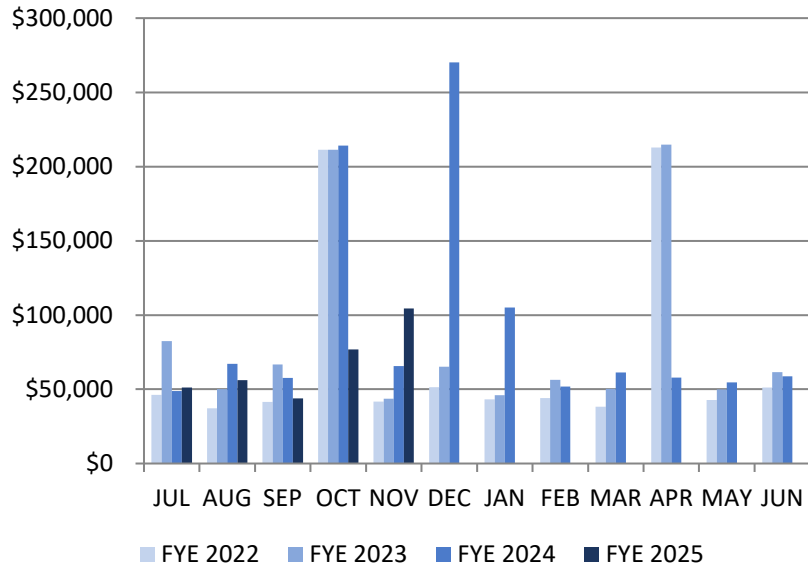
| FYE 2024      | Revenue               | FYE 2025      | Revenue               |
|---------------|-----------------------|---------------|-----------------------|
| JUL 2023      | \$181,630.18          | JUL 2024      | \$198,594.09          |
| AUG 2023      | \$47,369.58           | AUG 2024      | \$194,142.59          |
| SEP 2023      | \$846,023.83          | SEP 2024      | *\$44,083.66          |
| OCT 2023      | \$186,519.01          | OCT 2024      | \$356,816.26          |
| NOV 2023      | \$207,674.70          | NOV 2024      | \$174,657.09          |
| DEC 2023      | \$47,972.68           | DEC 2024      | \$0.00                |
| JAN 2024      | \$342,836.87          | JAN 2025      | \$0.00                |
| FEB 2024      | \$198,914.78          | FEB 2025      | \$0.00                |
| MAR 2024      | \$200,089.45          | MAR 2025      | \$0.00                |
| APR 2024      | \$220,092.28          | APR 2025      | \$0.00                |
| MAY 2024      | \$197,829.56          | MAY 2025      | \$0.00                |
| JUN 2024      | \$1,451,680.97        | JUN 2025      | \$0.00                |
| <b>YTD</b>    | <b>\$4,128,633.89</b> | <b>YTD</b>    | <b>\$968,293.69</b>   |
| % of BUDGET   | 187%                  | % of BUDGET   | 43%                   |
| <b>BUDGET</b> | <b>\$2,209,500.00</b> | <b>BUDGET</b> | <b>\$2,270,000.00</b> |

† Excludes donated sewer infrastructure

| <u>Sewer Fund - Fiscal Year Revenue Comparison</u> |                   |                      |                            |
|--|-------------------|----------------------|----------------------------|
| <u>As of November 2024</u>                         |                   |                      |                            |
| <u>FYE – 2024</u>                                  | <u>FYE – 2025</u> | <u>\$ Difference</u> | <u>% Increase/Decrease</u> |
| \$1,469,217.30                                     | \$968,293.69      | \$500,923.61         | 52% Increase               |

\*September 2024 revenues received in October 2024

## SEWER FUND – OVERVIEW OF EXPENDITURES<sup>‡</sup>



| FYE 2024      | Expenditures          | FYE 2025      | Expenditures          |
|---------------|-----------------------|---------------|-----------------------|
| JUL 2023      | \$48,732.64           | JUL 2024      | \$51,260.53           |
| AUG 2023      | \$67,164.38           | AUG 2024      | \$56,042.17           |
| SEP 2023      | \$57,608.68           | SEP 2024      | \$43,813.75           |
| OCT 2023      | \$214,237.38          | OCT 2024      | \$76,779.00           |
| NOV 2023      | \$65,654.69           | NOV 2024      | \$104,441.60          |
| DEC 2023      | \$270,255.31          | DEC 2024      | \$0.00                |
| JAN 2024      | \$105,153.17          | JAN 2025      | \$0.00                |
| FEB 2024      | \$51,764.06           | FEB 2025      | \$0.00                |
| MAR 2024      | \$61,404.74           | MAR 2025      | \$0.00                |
| APR 2024      | \$57,872.00           | APR 2025      | \$0.00                |
| MAY 2024      | \$54,724.08           | MAY 2025      | \$0.00                |
| JUN 2024      | \$58,624.91           | JUN 2025      | \$0.00                |
| <b>YTD</b>    | <b>\$1,113,196.04</b> | <b>YTD</b>    | <b>\$332,337.05</b>   |
| % of BUDGET   | 90%                   | % of BUDGET   | 27%                   |
| <b>BUDGET</b> | <b>\$1,230,145.00</b> | <b>BUDGET</b> | <b>\$1,252,394.00</b> |

### ASSETS\*

FYE 2023 EQUIPMENT PURCHASES (YTD): \$0.00  
 FYE 2023 VEHICLE PURCHASES (YTD): \$0.00

**Cash on Hand as of November 30, 2024:**  
**\$3,218,151.70**

| <u>Sewer Fund - Fiscal Year Expense Comparison</u> |                   |                      |                          |
|--|-------------------|----------------------|--------------------------|
| <u>As of November 2024</u>                         |                   |                      |                          |
| <u>FYE – 2024</u>                                  | <u>FYE – 2025</u> | <u>\$ Difference</u> | <u>Increase/Decrease</u> |
| \$453,397.77                                       | \$332,337.05      | \$121,060.72         | 36% Decrease             |

## SEWER FUND – OVERVIEW OF LIABILITIES

---

### LIABILITIES\*

| REVENUE BOND*            | Maturity Date | Original Amount | Remaining Balance (Principal) | Payments Already Made in FYE 2025 | Amount Still Due in FYE 2025 (Principal & Interest) |
|--------------------------|---------------|-----------------|-------------------------------|-----------------------------------|---|
| <b>2016 Revenue Bond</b> | 4/1/2037      | \$10,270,000.00 | \$7,520,000.00                | \$148,106.25                      | \$598,106.25  |

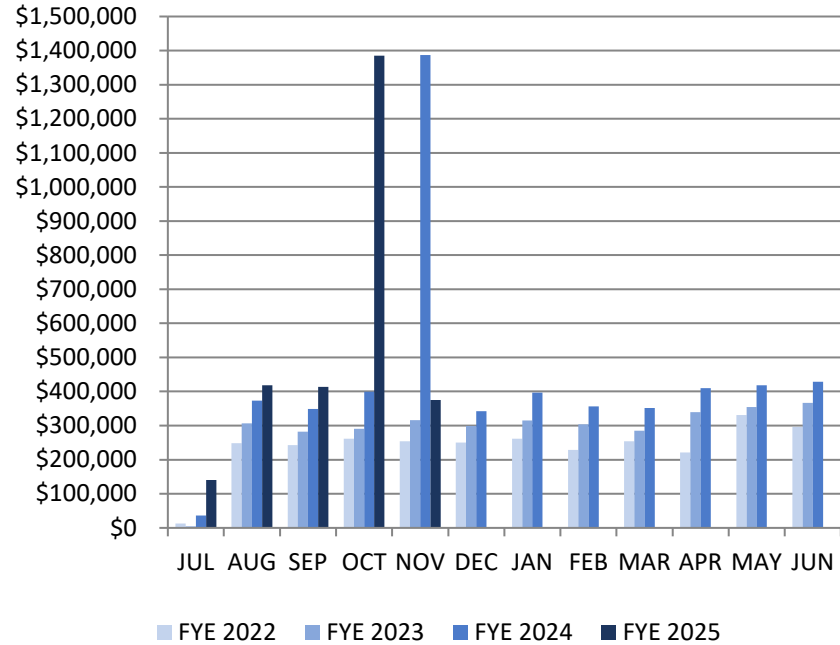
‡ Excludes depreciation expenses

\* Not included in expenditure report

### 2016 Sewer Revenue Bond Monthly Activity

| <b>2016 Sewer Revenue Bond Details</b> | <b>Beginning Balance</b> | <b>Debt Service Payments (Monthly Installment)</b> | <b>Principal/Interest/Construction (Made by US Bank on behalf of City)</b> | <b>Ending Balance</b> |
|--|--------------------------|--|--|-----------------------|
| US Bank – Debt Service Fund            | \$314,762.10             | \$62,184.38  | \$1,021.81 – Interest  | \$377,968.29          |

## SPECIAL REVENUE FUND – OVERVIEW OF REVENUE



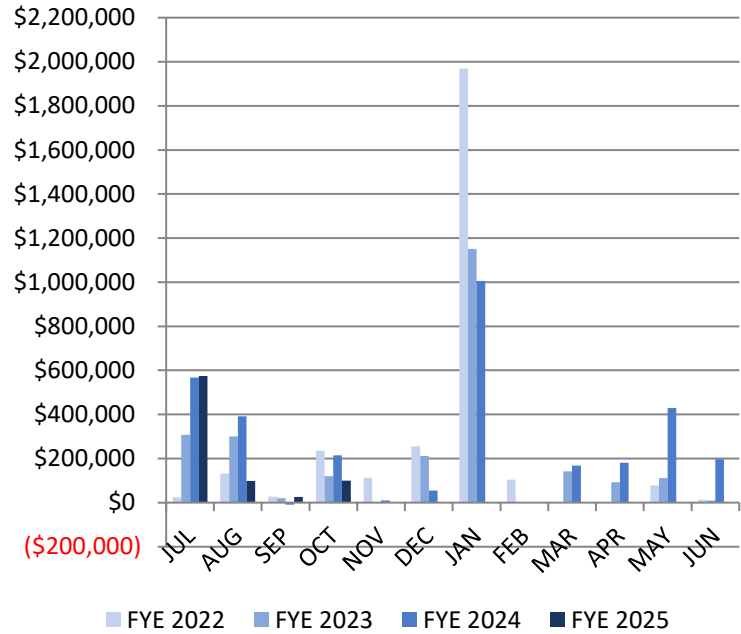
| FYE 2024      | Revenue               | FYE 2025      | Revenue               |
|---------------|-----------------------|---------------|-----------------------|
| JUL 2023      | \$36,424.95           | JUL 2024      | *\$140,138.36         |
| AUG 2023      | \$373,197.18          | AUG 2024      | \$418,166.30          |
| SEP 2023      | \$349,069.94          | SEP 2024      | \$413,608.66          |
| OCT 2023      | \$399,205.08          | OCT 2024      | **\$1,385,483.64      |
| NOV 2023      | \$1,387,059.61        | NOV 2024      | \$374,846.27          |
| DEC 2023      | \$342,374.77          | DEC 2024      | \$0.00                |
| JAN 2024      | \$396,568.08          | JAN 2025      | \$0.00                |
| FEB 2024      | \$356,436.52          | FEB 2025      | \$0.00                |
| MAR 2024      | \$352,027.62          | MAR 2025      | \$0.00                |
| APR 2024      | \$409,699.11          | APR 2025      | \$0.00                |
| MAY 2024      | \$417,927.17          | MAY 2025      | \$0.00                |
| JUN 2024      | \$428,842.24          | JUN 2025      | \$0.00                |
| <b>YTD</b>    | <b>\$5,248,832.27</b> | <b>YTD</b>    | <b>\$2,732,243.23</b> |
| % of BUDGET   | 142%                  | % of BUDGET   | 68%                   |
| <b>BUDGET</b> | <b>\$3,695,798.00</b> | <b>BUDGET</b> | <b>\$4,000,000.00</b> |

\*Received \$50,000 for the Swamp Rabbit Trail extension

\*\*Received \$1,000,000 grant for Streetscape Project

| <i>Special Revenue - Fiscal Year Revenue Comparison</i> |                   |                      |                            |
|---|-------------------|----------------------|----------------------------|
| <i>As of November 2024</i>                              |                   |                      |                            |
| <u>FYE – 2024</u>                                       | <u>FYE – 2025</u> | <u>\$ Difference</u> | <u>% Increase/Decrease</u> |
| \$2,544,956.76  | \$2,732,243.23    | \$187,286.47         | 7% Increase                |

## SPECIAL REVENUE FUND – OVERVIEW OF EXPENDITURES^



| FYE 2024      | Expenditure           | Transfers           | FYE 2025      | Expenditure           | Transfers           |
|---------------|-----------------------|---------------------|---------------|-----------------------|---------------------|
| JUL 2023      | \$566,750.49          | \$0.00              | JUL 2024      | \$573,811.74          | \$0.00              |
| AUG 2023      | \$391,965.97          | \$0.00              | AUG 2024      | \$98,428.24           | \$0.00              |
| SEP 2023      | (\$8,754.57)          | \$0.00              | SEP 2024      | \$26,505.74           | \$0.00              |
| OCT 2023      | \$213,869.45          | \$0.00              | OCT 2024      | \$100,218.06          | \$0.00              |
| NOV 2023      | \$9,84.40             | \$0.00              | NOV 2024      | \$2,948.81            | \$135,330.55        |
| DEC 2023      | \$55,230.19           | \$0.00              | DEC 2024      | \$0.00                | \$0.00              |
| JAN 2024      | \$1,005,180.80        | \$0.00              | JAN 2025      | \$0.00                | \$0.00              |
| FEB 2024      | \$1,391.74            | \$0.00              | FEB 2025      | \$0.00                | \$0.00              |
| MAR 2024      | \$100,383.11          | \$0.00              | MAR 2025      | \$0.00                | \$0.00              |
| APR 2024      | \$181,489.13          | \$0.00              | APR 2025      | \$0.00                | \$0.00              |
| MAY 2024      | \$430,005.60          | \$0.00              | MAY 2025      | \$0.00                | \$0.00              |
| JUN 2024      | \$197,036.04          | \$0.00              | JUN 2025      | \$0.00                | \$0.00              |
| <b>YTD</b>    | <b>\$3,144,388.35</b> | <b>\$0.00</b>       | <b>YTD</b>    | <b>\$801,912.59</b>   | <b>\$135,330.55</b> |
| % of BUDGET   | 101%                  | 0%                  | % of BUDGET   | 42%                   | 22%                 |
| <b>BUDGET</b> | <b>\$3,111,800.00</b> | <b>\$583,998.00</b> | <b>BUDGET</b> | <b>\$1,923,228.00</b> | <b>\$612,377.00</b> |

**Cash on Hand as of November 30, 2024:**  
**\$8,537,614.05**

| <i>Special Revenue Expenses - Fiscal Year Expense Comparison</i> |                   |                      |                            |
|--|-------------------|----------------------|----------------------------|
| <i>As of November 2024</i>                                       |                   |                      |                            |
| <u>FYE – 2024</u>  | <u>FYE – 2025</u> | <u>\$ Difference</u> | <u>% Increase/Decrease</u> |
| \$1,173,671.74   | \$801,912.59      | \$371,759.15         | 32% Decrease               |



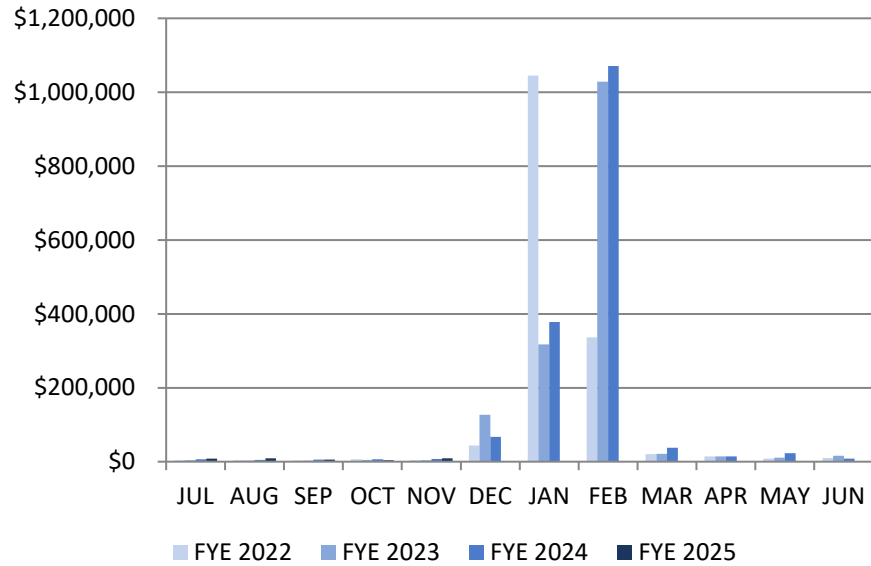
**SPECIAL REVENUE – OVERVIEW OF DEBT**

| <b>H&amp;A TAX REVENUE<br/>REFUNDING AND<br/>IMPROVEMENT BOND</b> | <b>Maturity<br/>Date</b> | <b>Original<br/>Amount</b> | <b>Remaining Balance<br/>(Principal)</b> | <b>Payments<br/>Already Made<br/>in FYE 2025</b> | <b>Amount Still Due<br/>in FYE 2025<br/>(Principal &amp; Interest)</b> |
|---|--------------------------|----------------------------|--|--|--|
| <b>2021 Revenue Bond</b>  | 6/30/2036                | \$14,155,000.00            | \$11,795,000.00                          | \$0.00   | \$1,280,200.00   |

**2021 H&A Tax Revenue Bond**  
**Monthly Activity**

| <b>2021 H&amp;A TAX REVENUE BOND<br/>Details</b> | <b>Beginning Balance</b> | <b>Debt Service Payments<br/>(Monthly Installment)</b> | <b>Principal/Interest/Construction<br/>(Made by US Bank on behalf of City)</b> | <b>Ending Balance</b> |
|--|--------------------------|--|--|-----------------------|
| US Bank – Interest Account                       | \$188,910.31             | \$43,766.67  | \$643.35 – Interest Earned   | \$233,320.33          |
| US Bank – Principal Account                      | \$653,226.05             | \$62,916.67  | \$2,376.69 – Interest Earned   | \$718,519.41          |
| US Bank – Construction Fund                      | \$13,969,767.98          |  | \$53,033.26 – Interest Earned  | \$14,022,801.26       |

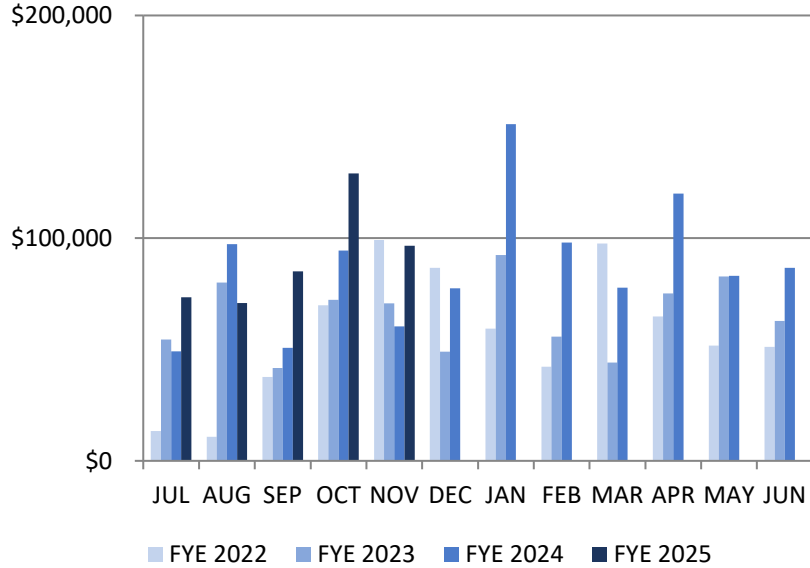
## PUBLIC WORKS ENTERPRISE FUND – OVERVIEW OF REVENUE†



| FYE 2024      | Revenue               | FYE 2025      | Revenue               |
|---------------|-----------------------|---------------|-----------------------|
| JUL 2023      | \$6,766.25            | JUL 2024      | \$7,842.47            |
| AUG 2023      | \$4,609.56            | AUG 2024      | \$8,723.95            |
| SEP 2023      | \$5,389.12            | SEP 2024      | \$6,024.48            |
| OCT 2023      | \$6,150.56            | OCT 2024      | \$4,000.76            |
| NOV 2023      | \$7,791.05            | NOV 2024      | \$8,795.81            |
| DEC 2023      | \$67,099.51           | DEC 2024      | \$0.00                |
| JAN 2024      | \$377,709.33          | JAN 2025      | \$0.00                |
| FEB 2024      | \$1,071,172.44        | FEB 2025      | \$0.00                |
| MAR 2024      | \$37,963.02           | MAR 2025      | \$0.00                |
| APR 2024      | \$14,605.36           | APR 2025      | \$0.00                |
| MAY 2024      | \$23,204.81           | MAY 2025      | \$0.00                |
| JUN 2024      | \$8,207.62            | JUN 2025      | \$0.00                |
| <b>YTD</b>    | <b>\$1,630,668.63</b> | <b>YTD</b>    | <b>\$35,387.47</b>    |
| % of Budget   | 108%                  | % of Budget   | 2%                    |
| <b>Budget</b> | <b>\$1,507,115.00</b> | <b>Budget</b> | <b>\$1,587,000.00</b> |

| <u>FYE – 2024</u> | <u>FYE – 2025</u> | <u>\$ Difference</u> | <u>% Increase/Decrease</u> |
|-------------------|-------------------|----------------------|----------------------------|
| \$30,706.54       | \$35,387.47       | \$4,680.93           | 13% Increase               |

## PUBLIC WORK ENTERPRISE FUND – OVERVIEW OF EXPENDITURES



| FYE 2024      | Expenditures          | FYE 2025      | Expenditures          |
|---------------|-----------------------|---------------|-----------------------|
| JUL 2023      | \$49,117.01           | JUL 2024      | \$94,630.17           |
| AUG 2023      | \$97,355.05           | AUG 2024      | \$70,857.56           |
| SEP 2023      | \$50,768.37           | SEP 2024      | \$85,105.92           |
| OCT 2023      | \$94,389.07           | OCT 2024      | \$129,009.39          |
| NOV 2023      | \$60,414.57           | NOV 2024      | \$96,556.16           |
| DEC 2023      | \$77,542.61           | DEC 2024      | \$0.00                |
| JAN 2024      | \$151,259.45          | JAN 2025      | \$0.00                |
| FEB 2024      | \$97,953.07           | FEB 2025      | \$0.00                |
| MAR 2024      | \$77,730.58           | MAR 2025      | \$0.00                |
| APR 2024      | \$119,985.64          | APR 2025      | \$0.00                |
| MAY 2024      | \$83,095.95           | MAY 2025      | \$0.00                |
| JUN 2024      | \$86,629.58           | JUN 2025      | \$0.00                |
| <b>YTD</b>    | <b>\$1,046,240.95</b> | <b>YTD</b>    | <b>\$476,159.20</b>   |
| % of Budget   | 85%                   | % of Budget   | 37%                   |
| <b>Budget</b> | <b>\$1,257,115.00</b> | <b>Budget</b> | <b>\$1,319,568.00</b> |

**Cash on Hand as of November 30, 2024:**  
**\$1,068,082.44**

| <u>PW Enterprise Fund Expenses - Fiscal Year Expense Comparison</u> |                   |                      |                            |
|---|-------------------|----------------------|----------------------------|
| <u>As of November 2024</u>  |                   |                      |                            |
| <u>FYE – 2024</u>   | <u>FYE – 2025</u> | <u>\$ Difference</u> | <u>% Increase/Decrease</u> |
| \$352,044.07  | \$476,159.20      | \$124,115.13         | 35% Increase               |

## Preliminary Budget Report (November 30th)

Ideal Remaining Percent 58%

| Account                   | Budgeted Expenditures | YTD Expenditures | Encumbrance | Remaining Balance | Percent Remaining |
|---------------------------|-----------------------|------------------|-------------|-------------------|-------------------|
| <b>Mayor/Council</b>      | \$156,290.00          | \$48,479.03      | \$0.00      | \$107,810.97      | 69%               |
| <b>Administration</b>     |                       |                  |             |                   |                   |
| Administration            | \$3,163,767.00        | \$1,062,771.55   | \$0.00      | \$2,100,995.45    | 66%               |
| *Municipal Complex        | -                     | *\$8,818,051.75  | -           | -                 | -                 |
| Court                     | \$363,210.00          | \$120,511.81     | \$0.00      | \$242,698.19      | 67%               |
| <b>Police</b>             |                       |                  |             |                   |                   |
| Police                    | \$6,808,603.00        | \$2,602,250.68   | \$32,322.93 | \$4,174,029.39    | 61%               |
| Dispatch                  | \$814,460.00          | \$327,949.02     | \$1,500.00  | \$485,010.98      | 60%               |
| <b>Fire</b>               | \$8,061,551.00        | \$3,464,864.61   | \$71,411.84 | \$4,525,275.55    | 56%               |
| <b>Public Works</b>       |                       |                  |             |                   |                   |
| Public Works              | \$2,067,053.00        | \$1,293,807.46   | \$0.00      | \$773,245.54      | 37%               |
| Sewer                     | \$1,252,394.00        | \$332,337.05     | \$0.00      | \$920,056.95      | 73%               |
| Garage                    | \$327,988.00          | \$95,230.12      | \$0.00      | \$232,757.88      | 71%               |
| <b>Recreation</b>         |                       |                  |             |                   |                   |
| Recreation                | \$1,728,964.00        | \$632,660.93     | \$9,000.00  | \$1,087,303.07    | 63%               |
| Heritage Park             | \$1,036,883.00        | \$442,431.12     | \$8,224.43  | \$606,227.45      | 58%               |
| Amphitheater              | \$55,501.00           | \$16,931.88      | \$0.00      | \$38,569.12       | 69%               |
| <b>Special Revenue</b>    | \$2,535,605.00        | \$937,243.14     | \$80,298.75 | \$23,416.66       | 4%                |
| <b>PW Enterprise Fund</b> | \$1,287,568.00        | \$476,159.20     | \$0.00      | \$811,405.80      | 63%               |

**\*Administration expenditures:** New Municipal Complex payments are reflected under the Administration Department. Previous payments have been made through the 2021 Simpsonville Municipal Facilities Installment Purchase Revenue Bonds (IPRB) and the American Rescue Plan Act (ARPA) funds. As of July 2024, the IPRB and ARPA funds have been exhausted. The remaining balance due contractors will be reflected in Administration as Fund Balance is being used.

**\*\*Municipal Complex Expenditures by month: (General Fund Money Market Fund Balance)**

|                |                |               |                |
|----------------|----------------|---------------|----------------|
| July 2024      | \$1,645,234.77 | October 2024  | \$1,701,782.56 |
| August 2024    | \$2,318,696.40 | November 2024 | \$ 21,628.26   |
| September 2024 | \$3,130,709.71 | December 2024 | \$             |

| <i>Department</i>             | <i>Purchase Order Number</i> | <i>Purchase Order Date</i> | <i>Vendor</i>            | <i>Description</i>               | <i>Purchase Order Total</i> | <i>Status</i> |
|-------------------------------|------------------------------|----------------------------|--------------------------|----------------------------------|-----------------------------|---------------|
| Administration                | 1000233                      | 07/01/2024                 | Porter Corp.             | 45 x 20 Monoslope                | \$113,703.30                | Complete      |
| Administration                | 1000234                      | 07/01/2024                 | Porter Corp.             | 24 x 34 Steel Frame              | \$48,698.88                 | Complete      |
| Fire Department               | 1000260                      | 07/02/2024                 | Municipal Emergency      | Turnout Gear                     | \$2,475.10                  | Complete      |
| Police Department             | 1000262                      | 07/02/2024                 | Santee Automotive        | 2025 Ford Police Interceptor     | \$93,100.00                 | Open          |
| Fire Department               | 1000263                      | 07/03/2024                 | Purvis Systems Inc.      | Station Alerting System          | \$82,562.78                 | Open          |
| Parks & Recreation            | 1000264                      | 07/03/2024                 | Innova                   | Disc Golf Baskets                | \$3,857.35                  | Complete      |
| Police Department             | 1000265                      | 07/03/2024                 | Utility Associates       | Bodyworn Equipment               | \$60,891.49                 | Complete      |
| Fire Department               | 1000266                      | 07/08/2024                 | Ford of Spartanburg      | Ford Expedition                  | \$55,538.00                 | Complete      |
| Public Works / Administration | 1000267                      | 07/09/2024                 | ESRI                     | GIS Desktop                      | \$4,426.00                  | Complete      |
| Public Works                  | 1000268                      | 07/09/2024                 | Hills Machinery Co.      | New Case Excavator               | \$101,752.00                | Complete      |
| Parks & Recreation            | 1000269                      | 07/12/2024                 | Flying Rabbit Adventures | PBJ Track                        | \$65,000.00                 | Complete      |
| Fire Department               | 1000270                      | 07/17/2024                 | Life-Assist              | LSU Suction Units                | \$7,801.60                  | Complete      |
| Parks & Recreation            | 1000271                      | 07/17/2024                 | Smith Turf & Irrigation  | ReelMaster 3575-D                | \$73,064.25                 | Open          |
| Parks & Recreation            | 1000272                      | 07/17/2024                 | Deere & Company          | John Deere Gator XUV825M         | \$19,828.50                 | Complete      |
| Fire Department               | 1000273                      | 07/23/2024                 | OSI Federal Technologies | MDT Tablets                      | \$5,566.72                  | Complete      |
| Administration                | 1000274                      | 07/25/2024                 | Dell Marketing           | Dual Monitor Arm                 | \$11,018.23                 | Complete      |
| Administration                | 1000275                      | 07/25/2024                 | Dell Marketing           | Dell 27" Monitors                | \$10,878.31                 | Complete      |
| Public Works                  | 1000276                      | 07/29/2024                 | Schaefer Systems         | 95 Gallon Car Carts              | \$17,590.17                 | Complete      |
| Public Works                  | 1000277                      | 07/29/2024                 | O'Reilly Automotive      | A1C Machine                      | \$6,360.00                  | Complete      |
| Public Works                  | 1000278                      | 07/29/2024                 | Power Curbers Company    | 2024 Honda Power Curber          | \$18,126.00                 | Open          |
| Police Department             | 1000279                      | 07/29/2024                 | West Chatham Warning     | Upfitting 2025 Ford Explorers    | \$24,349.52                 | Open          |
| Police Department             | 1000280                      | 07/29/2024                 | Utility Associates       | Front & Rear Cameras             | \$2,835.50                  | Open          |
| Police Department             | 1000281                      | 07/29/2024                 | Diversified Electronics  | Dispatch Relocation              | \$25,446.78                 | Open          |
| Parks & Recreation            | 1000282                      | 07/30/2024                 | Gameon                   | Football Jerseys                 | \$7,291.10                  | Complete      |
| Parks & Recreation            | 1000283                      | 07/30/2024                 | Gameon                   | Cheer Uniforms                   | \$7,241.92                  | Complete      |
| Parks & Recreation            | 1000284                      | 07/30/2024                 | Gameon                   | Custom Caps & Visors             | \$11,440.85                 | Complete      |
| Parks & Recreation            | 1000285                      | 07/30/2024                 | Capital One Card         | Flag Football Sets               | \$8,395.20                  | Complete      |
| Parks & Recreation            | 1000286                      | 07/31/2024                 | TNJ Trailers             | 83x20 Superior Equipment Trailer | \$7,117.90                  | Open          |

| <i>Department</i>  | <i>Purchase Order Number</i> | <i>Purchase Order Date</i> | <i>Vendor</i>              | <i>Description</i>               | <i>Purchase Order Total</i> | <i>Status</i> |
|--------------------|------------------------------|----------------------------|----------------------------|----------------------------------|-----------------------------|---------------|
| Fire Department    | 1000287                      | 08/06/2024                 | Dell Marketing             | Optiplex 7020 Computers          | \$5,263.63                  | Complete      |
| Fire Department    | 1000288                      | 08/08/2024                 | West Chatham Warning       | Ford Expedition Upfit            | \$4,887.69                  | Open          |
| Parks & Recreation | 1000289                      | 08/15/2024                 | Kirby Built                | City Park Accessories            | \$66,281.28                 | Open          |
| Parks & Recreation | 1000290                      | 08/20/2024                 | Gameon                     | Softball/Baseball Jerseys        | \$13,933.42                 | Complete      |
| Fire Department    | 1000291                      | 08/27/2024                 | Propper International      | Revtac Tactical Pant             | \$5,510.62                  | Open          |
| Parks & Recreation | 1000292                      | 08/29/2024                 | Maglin Corporation         | Curved Backless Bench            | \$7,234.50                  | Open          |
| Police Department  | 1000293                      | 08/29/2024                 | Global Public Safety       | Graphics for 8 Vehicles          | \$4,716.64                  | Complete      |
| Fire Department    | 1000294                      | 09/11/2024                 | Lowe's Home Improvement    | Washer/Dryer                     | \$6,181.09                  | Open          |
| Fire Department    | 1000295                      | 09/11/2024                 | Home Depot Credit Services | GE Refrigerator                  | \$4,069.72                  | Open          |
| Parks & Recreation | 1000296                      | 09/20/2024                 | Mar Construction           | Senior Center Restroom Upfit     | \$18,804.40                 | Complete      |
| Fire Department    | 1000297                      | 10/08/2024                 | Propper International      | Job Shirts                       | \$2,543.47                  | Complete      |
| Fire Department    | 1000298                      | 10/14/2024                 | Capital One Services       | Washer/Dryer                     | \$7,568.48                  | Complete      |
| Fire Department    | 1000299                      | 10/14/2024                 | Fire Station Furniture     | Wardrobe                         | \$4,334.63                  | Open          |
| Police Department  | 1000300                      | 10/22/2024                 | West Chatham Warning       | Upfit Ford Explorer              | \$12,174.76                 | Open          |
| Police Department  | 1000301                      | 10/22/2024                 | Ford of Spartanburg        | 2025 Ford Explorer               | \$44,992.00                 | Complete      |
| Police Department  | 1000302                      | 10/23/2024                 | Ergogenesis Workplace      | 24/7 Dispatch Chairs             | \$6,637.91                  | Open          |
| Parks & Recreation | 1000303                      | 11/15/2024                 | Parking Safe Plus          | Stainless Bollard                | \$2,948.81                  | Complete      |
| Parks & Recreation | 1000304                      | 11/20/2024                 | Gameon                     | Basketball Jerseys               | \$8,224.43                  | Complete      |
| Parks & Recreation | 1000305                      | 11/20/2024                 | Seasoned Tree Care         | Alder Park Tree & Debris Removal | \$9,000.00                  | Open          |
| Fire Department    | 1000306                      | 11/26/2024                 | Propper International      | Tactical Shirt w/Embroidery      | \$9,550.27                  | Complete      |

**Fiscal Year Ending June 30, 2024**  
**UNAUDITED FINANCIAL SUMMARY**

| FUND                            | UNAUDITED<br>REVENUE | UNAUDITED<br>EXPENDITURES  | SURPLUS/ <b>(DEFICIT)</b> |
|---------------------------------|----------------------|--|---------------------------|
| General Fund                    | \$26,136,630.85      | \$22,375,189.16  | \$3,761,441.69            |
| Sewer Fund<br>(Enterprise Fund) | \$4,128,663.89       | \$2,073,272.62<br><small>*includes capital purchases/debt payments</small>     | \$2,055,391.27            |
| Special Revenue (H&A)           | \$5,578,342.35       | \$3,153,462.21<br><small>*includes debt payments</small>                       | \$2,424,880.14            |
| PW Enterprise Fund              | \$1,630,668.63       | \$1,341,323.36<br><small>*includes capital purchases (equipment/roads)</small> | \$289,345.27              |

**\*\*This is a preliminary unaudited financial summary of fiscal year ending June 30, 2024.**