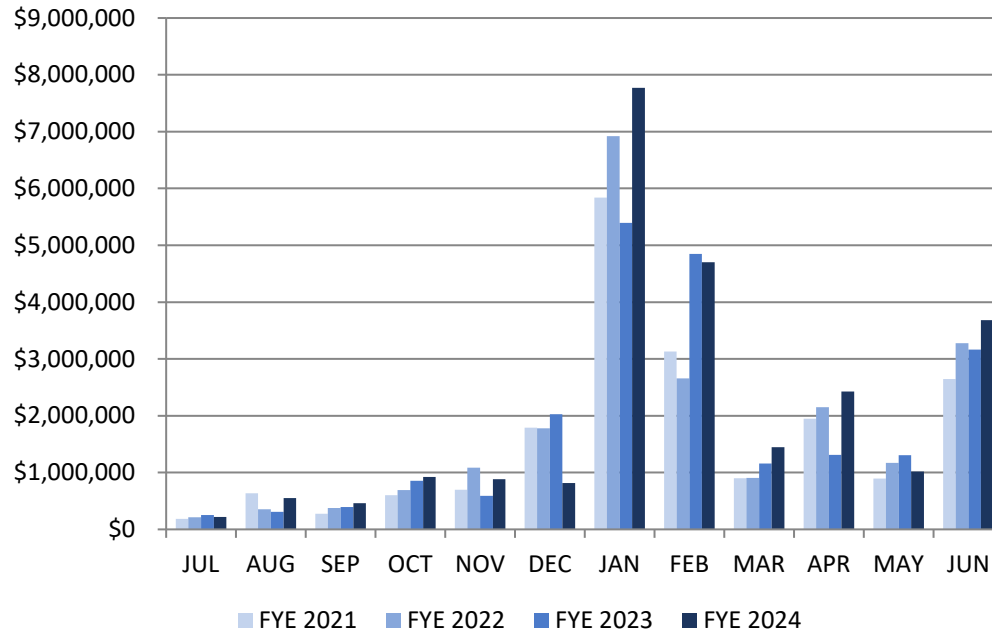


MONTHLY FINANCIAL UPDATE–Preliminary June 2024

GENERAL FUND – OVERVIEW OF REVENUE



<u>General Fund - Fiscal Year Revenue Comparison</u>			
<u>As of June 2024</u>			
<u>FYE – 2023</u>	<u>FYE – 2024</u>	<u>\$ Difference</u>	<u>% Increase/Decrease</u>
\$21,621,612.88	\$25,367,494.34	\$3,745,881.46	17% Increase

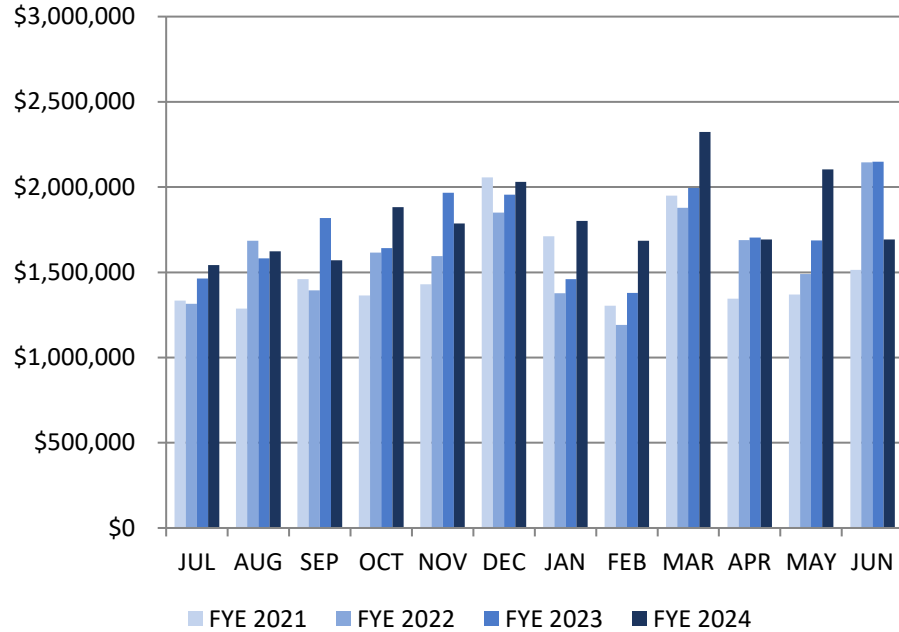
FYE 2023	Revenue	FYE 2024	Revenue
JUL 2022	\$255,034.15	JUL 2023	\$217,752.18
AUG 2022	\$328,540.23	AUG 2023	\$553,674.88
SEP 2022	\$392,396.09	SEP 2023	\$460,090.62
OCT 2022	\$857,732.78	OCT 2023	\$923,305.87
NOV 2022	\$592,287.57	NOV 2023	\$882,829.47
DEC 2022	\$2,027,064.25	DEC 2023	\$818,366.13
JAN 2023	\$5,391,747.55	JAN 2024	\$7,773,924.94
FEB 2023	\$4,849,177.62	FEB 2024	\$4,699,854.08
MAR 2023	\$1,158,431.96	MAR 2024	\$1,445,878.63
APR 2023	\$1,314,027.15	APR 2024	\$2,427,548.78
MAY 2023	\$1,306,390.13	MAY 2024	\$1,019,065.73
JUN 2023	\$3,165,798.04	JUN 2024	\$3,685,156.84
Year to Date Other Financing Sources	\$395,592.70	Year to Date Other Financing Sources	\$460,046.19
YTD Revenue*	\$22,034,220.22	YTD Revenue*	\$25,367,494.34
% of BUDGET	99%	% of BUDGET	108%
BUDGET	\$21,200,964.00	BUDGET	\$22,756,038.00
Budgeted Other Financing Sources	\$1,137,005.00	Budgeted Other Financing Sources	\$823,697.00
TOTAL	\$22,337,969.00	TOTAL	\$23,579,735.00

*YTD Revenue includes other financing sources (Proceeds disposal of assets/Insurance Proceeds/Transfers from Special Revenue)

Other Financing Sources:

Proceeds on Disposals Capital Assets	\$ 52,969.94
Insurance Proceeds	\$ 37,878.85
Transfer from Sewer Fund	\$239,699.00
Transfer from PW Enterprise Fund	\$250,000.00
Transfer to Capital Projects Fund	<u>(\$120,501.60)</u>
Year-to-Date Other Financing Sources:	<u>\$460,046.19</u>

GENERAL FUND – OVERVIEW OF EXPENDITURES



FYE 2023	Expenditures	FYE 2024	Expenditures
JUL 2022	\$1,289,881.77	JUL 2023	\$1,541,724.56
AUG 2022	\$1,582,620.61	AUG 2023	\$1,622,970.29
SEP 2022	\$1,817,859.46	SEP 2023	\$1,570,787.57
OCT 2022	\$1,641,005.50	OCT 2023	\$1,882,489.81
NOV 2022	\$1,954,832.14	NOV 2023	\$1,785,641.06
DEC 2022	\$1,955,773.48	DEC 2023	\$2,029,869.94
JAN 2023	\$1,489,121.30	JAN 2024	\$1,801,087.67
FEB 2023	\$1,379,273.57	FEB 2024	\$1,684,785.67
MAR2023	\$1,994,200.14	MAR 2024	\$2,322,505.57
APR 2023	\$1,704,129.79	APR 2024	\$1,693,053.90
MAY 2023	\$1,686,313.46	MAY 2024	\$2,103,358.05
JUN 2023	\$2,148,085.08	JUN 2024	\$1,692,324.30
YTD	\$20,613,096.30	YTD	\$21,730,598.39
% of BUDGET	92%	% of BUDGET	92%
BUDGET	\$22,337,969.00	BUDGET	\$23,579,735.00

Cash on Hand as of June 30, 2024:
\$20,713,535.24

<u>General Fund - Fiscal Year Expense Comparison</u>			
<u>As of June 2024</u>			
<u>FYE – 2023</u>	<u>FYE – 2024</u>	<u>\$ Difference</u>	<u>% Increase/Decrease</u>
\$20,797,400.51	\$21,730,598.39	\$933,197.88	4% Increase

GENERAL FUND – OVERVIEW OF DEBT

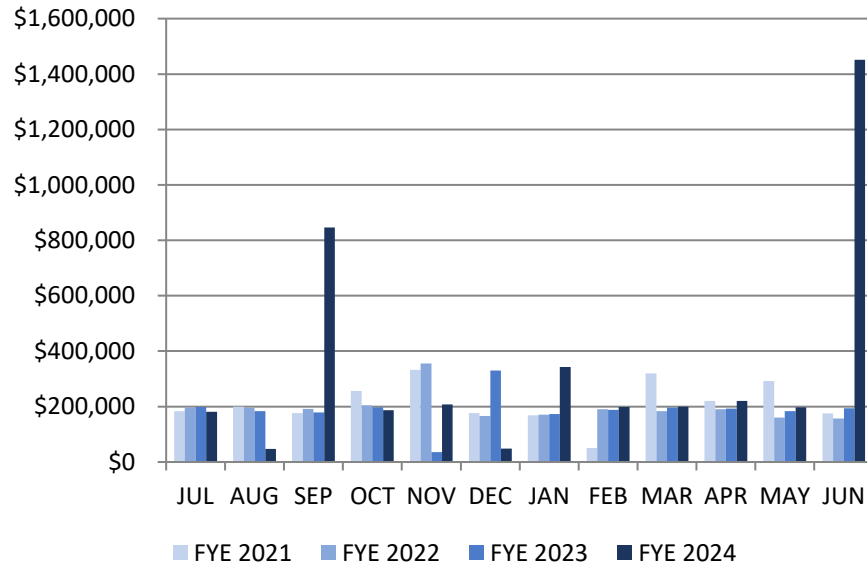
GENERAL OBLIGATION BONDS	Maturity Date	Original Amount	Remaining Balance (Principal)	Payments Already Made in FYE 2024	Amount Still Due in FYE 2024 (Principal & Interest)
2019 G.O. Bond	4/1/2026	\$772,000	\$341,000.00	\$118,789.57	\$0.00

INSTALLMENT PURCHASE REVENUE BONDS	Maturity Date	Original Amount	Remaining Balance (Principal)	Payments Already Made in FYE 2024	Amount Still Due in FYE 2024 (Principal & Interest)
2021 IPRB	6/30/2042	\$11,300,000.00	\$10,915,000.00	\$803,443.76	\$0.00

2021 Installment Purchase Revenue Bond
Monthly Activity

2021 IPRB Details	Beginning Balance	Debt Service Payments (Monthly Installment)	Principal/Interest/Construction (Made by US Bank on behalf of City)	Ending Balance
US Bank – Project Fund	\$2,538.23		\$10.60 Interest	\$2,548.83

SEWER FUND – OVERVIEW OF REVENUE†



FYE 2023	Revenue	FYE 2024	Revenue
JUL 2022	\$198,793.41	JUL 2023	\$181,630.18
AUG 2022	\$184,016.63	AUG 2023	*\$47,369.58
SEP 2022	\$178,594.97	SEP 2023	**\$846,023.83
OCT 2022	\$197,643.63	OCT 2023	\$186,519.01
NOV 2022	\$35,289.35	NOV 2023	\$207,674.70
DEC 2022	\$330,057.34	DEC 2023	***\$47,972.68
JAN 2023	\$173,065.25	JAN 2024	\$342,836.87
FEB 2023	\$188,135.16	FEB 2024	\$198,914.78
MAR 2023	\$195,835.85	MAR 2024	\$200,089.45
APR 2023	\$193,135.49	APR 2024	\$220,092.28
MAY 2023	\$183,838.49	MAY 2024	\$197,829.56
JUN 2023	\$193,805.49	JUN 2024	****\$1,451,680.97
YTD	\$2,252,211.06	YTD	\$4,128,633.89
% of BUDGET	102%	% of BUDGET	187%
BUDGET	\$2,215,000.00	BUDGET	\$2,209,500.00

† Excludes donated sewer infrastructure

<u>Sewer Fund - Fiscal Year Revenue Comparison</u>			
<u>As of June 2024</u>			
<u>FYE – 2023</u>	<u>FYE – 2024</u>	<u>\$ Difference</u>	<u>% Increase/Decrease</u>
\$2,252,211.06	\$4,128,633.89	\$1,876,422.83	83% Increase

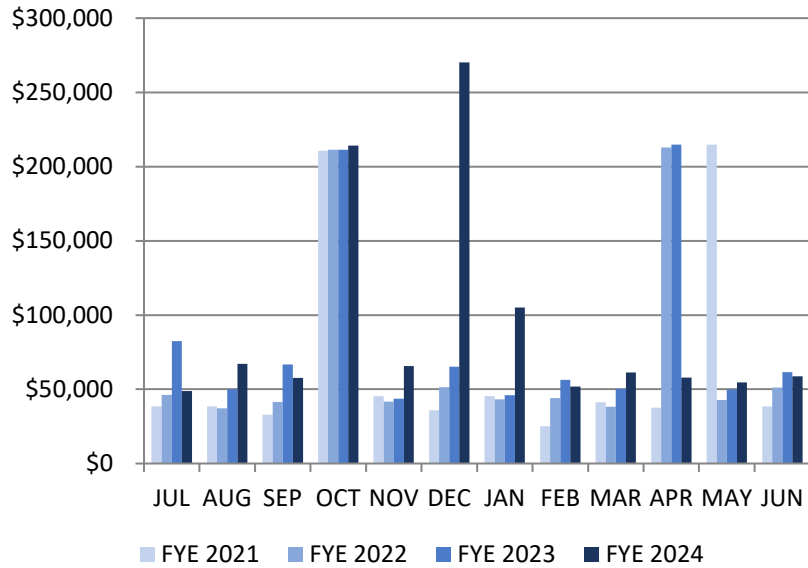
*August revenues received in September 2023

**September revenue include \$500,000 RIA Grant funds received

***December revenues received in January 2024

**** June revenue includes \$1,249,144.74 SCIPP Grant

SEWER FUND – OVERVIEW OF EXPENDITURES[‡]



FYE 2023	Expenditures	FYE 2024	Expenditures
JUL 2022	\$79,199.33	JUL 2023	\$48,732.64
AUG 2022	\$50,138.97	AUG 2023	\$67,164.38
SEP 2022	\$66,756.56	SEP 2023	\$57,608.68
OCT 2022	\$211,326.04	OCT 2023	\$214,237.38
NOV 2022	\$43,454.90	NOV 2023	\$65,654.69
DEC 2022	\$65,257.17	DEC 2023	\$270,255.31
JAN 2023	\$46,010.90	JAN 2024	\$105,153.17
FEB 2023	\$56,331.03	FEB 2024	\$51,764.06
MAR 2023	\$50,414.15	MAR 2024	\$61,404.74
APR 2023	\$214,742.97	APR 2024	\$57,872.00
MAY 2023	\$49,802.99	MAY 2024	\$54,724.08
JUN 2023	\$61,472.23	JUN 2024	\$58,624.91
YTD	\$994,907.24	YTD	\$1,113,196.04
% of BUDGET	86%	% of BUDGET	90%
BUDGET	\$1,152,496.00	BUDGET	\$1,230,145.00

ASSETS*

FYE 2023 EQUIPMENT PURCHASES (YTD): \$108,601.00
 FYE 2023 VEHICLE PURCHASES (YTD): \$0.00

Cash on Hand as of June 30, 2024:
\$5,610,157.66

<u>Sewer Fund - Fiscal Year Expense Comparison</u>			
<u>As of June 2024</u>			
<u>FYE – 2023</u>	<u>FYE – 2024</u>	<u>\$ Difference</u>	<u>Increase/Decrease</u>
\$994,907.24	\$1,113,196.04	\$118,288.80	12% Increase

SEWER FUND – OVERVIEW OF LIABILITIES

LIABILITIES*

REVENUE BOND*	Maturity Date	Original Amount	Remaining Balance (Principal)	Payments Already Made in FYE 2024	Amount Still Due in FYE 2024 (Principal & Interest)
2016 Revenue Bond	4/1/2037	\$10,270,000.00	\$7,955,000.00	\$748,612.50	\$0.00

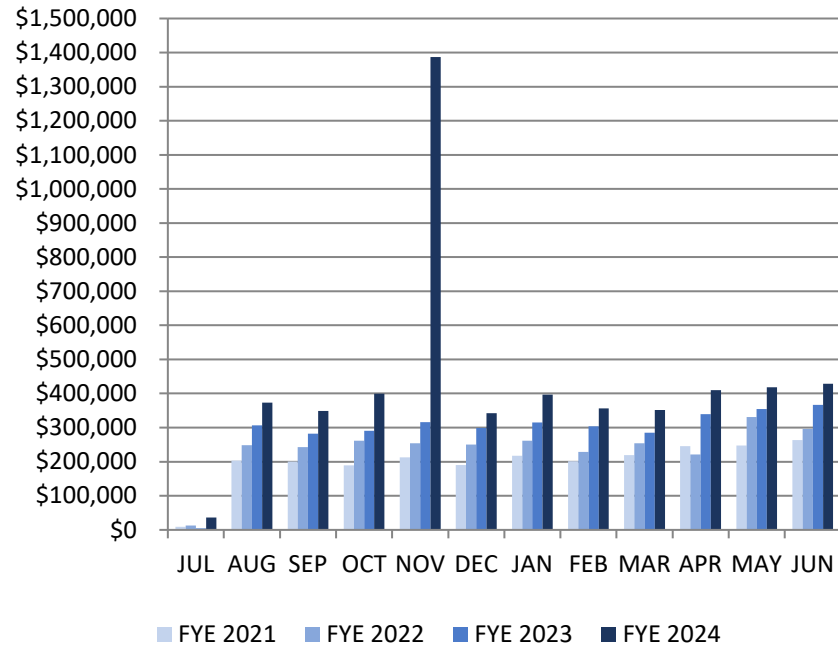
‡ Excludes depreciation expenses

* Not included in expenditure report

2016 Sewer Revenue Bond Monthly Activity

2016 Sewer Revenue Bond Details	Beginning Balance	Debt Service Payments (Monthly Installment)	Principal/Interest/Construction (Made by US Bank on behalf of City)	Ending Balance
US Bank – Debt Service Fund	\$147,353.79	\$62,184.38	\$431.25 – Interest	\$209,969.42

SPECIAL REVENUE FUND – OVERVIEW OF REVENUE

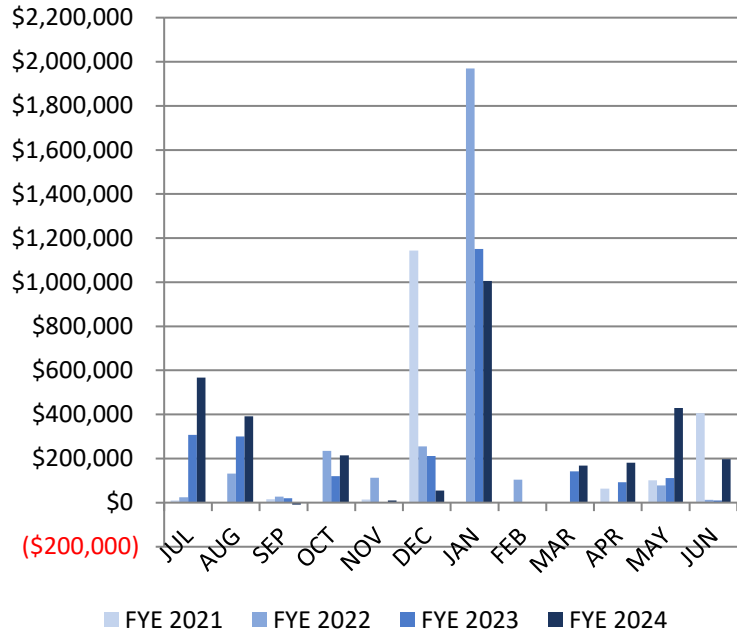


FYE 2023	Revenue	FYE 2024	Revenue
JUL 2022	\$4,462.43	JUL 2023	\$36,424.95
AUG 2022	\$306,254.96	AUG 2023	\$373,197.18
SEP 2022	\$282,530.77	SEP 2023	\$349,069.94
OCT 2022	\$291,035.75	OCT 2023	\$399,205.08
NOV 2022	\$316,078.52	NOV 2023	\$1,387,059.61*
DEC 2022	\$298,964.24	DEC 2023	\$342,374.77
JAN 2023	\$314,641.00	JAN 2024	\$396,568.08
FEB 2023	\$303,524.22	FEB 2024	\$356,436.52
MAR 2023	\$284,583.45	MAR 2024	\$352,027.62
APR 2023	\$339,139.84	APR 2024	\$409,699.11
MAY 2023	\$354,923.23	MAY 2024	\$417,927.17
JUN 2023	\$366,212.37	JUN 2024	\$428,842.24
YTD	\$3,462,350.78	YTD	\$5,248,832.27
% of BUDGET	112%	% of BUDGET	142%
BUDGET	\$2,409,909.00	BUDGET	\$3,092,000.00

*State budget allocation received for street scape project in the amount of \$1,000,000

<i>Special Revenue - Fiscal Year Revenue Comparison</i>			
<i>As of June 2024</i>			
<u>FYE – 2023</u>	<u>FYE – 2024</u>	<u>\$ Difference</u>	<u>% Increase/Decrease</u>
\$3,462,350.78	\$5,248,832.27	\$1,786,481.49	52% Increase

SPECIAL REVENUE FUND – OVERVIEW OF EXPENDITURES^



FYE 2023	Expenditure	Transfers	FYE 2024	Expenditure	Transfers
JUL 2022	\$307,526.76	\$0.00	JUL 2023	\$566,750.49	\$0.00
AUG 2022	\$300,545.79	\$0.00	AUG 2023	\$391,965.97	\$0.00
SEP 2022	\$20,608.29	\$0.00	SEP 2023	(\$8,754.57)	\$0.00
OCT 2022	\$120,784.88	\$0.00	OCT 2023	\$213,869.45	\$0.00
NOV 2022	-\$3,641.41	\$0.00	NOV 2023	\$9,840.40	\$0.00
DEC 2022	\$211,371.96	\$0.00	DEC 2023	\$55,230.19	\$0.00
JAN 2023	\$1,150,919.06	\$0.00	JAN 2024	\$1,005,180.80	\$0.00
FEB 2023	\$677.59	\$0.00	FEB 2024	\$1,391.74	\$0.00
MAR 2023	\$142,540.82	\$0.00	MAR 2024	\$100,383.11	\$0.00
APR 2023	\$92,630.67	\$0.00	APR 2024	\$181,489.13	\$0.00
MAY 2023	\$112,137.61	\$0.00	MAY 2024	\$430,005.60	\$0.00
JUN 2023	\$10,005.21	\$0.00	JUN 2024	\$197,036.04	\$0.00
YTD	\$2,466,107.23	\$0.00	YTD	\$3,144,388.35	\$0.00
% of BUDGET	112%	0%	% of BUDGET	101%	0%
BUDGET	\$2,183,447.00	\$637,005.00	BUDGET	\$3,111,800.00	\$583,998.00

Cash on Hand as of June 30, 2024:
\$7,113,314.78

<i>Special Revenue Expenses - Fiscal Year Expense Comparison</i>			
<i>As of June 2024</i>			
<u>FYE – 2023</u>	<u>FYE – 2024</u>	<u>\$ Difference</u>	<u>% Increase/Decrease</u>
\$2,466,107.23	\$3,144,388.35	\$678,281.12	28% Increase

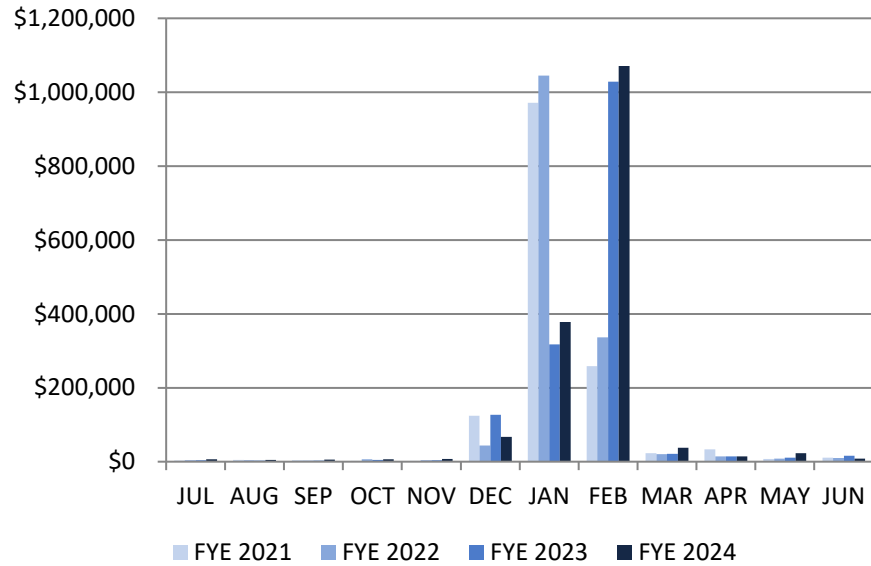
SPECIAL REVENUE – OVERVIEW OF DEBT

H&A TAX REVENUE REFUNDING AND IMPROVEMENT BOND	Maturity Date	Original Amount	Remaining Balance (Principal)	Payments Already Made in FYE 2024	Amount Still Due in FYE 2024 (Principal & Interest)
2021 Revenue Bond	6/30/2036	\$14,155,000.00	\$13,225,000.00	\$1,279,200.00	\$0.00

2021 H&A Tax Revenue Bond
Monthly Activity

2021 H&A TAX REVENUE BOND Details	Beginning Balance	Debt Service Payments (Monthly Installment)	Principal/Interest/Construction (Made by US Bank on behalf of City)	Ending Balance
US Bank – Interest Account	\$229,835.00	\$43,766.65	\$877.41 – Interest Earned	\$274,479.06
US Bank – Principal Account	\$342,710.85	\$62,916.67	\$1,312.74 – Interest Earned	\$406,940.26
US Bank – Construction Fund	\$13,693,370.19		\$48,526.67 – Interest Earned \$2,511.20– (Loss)/Gain on Investment	\$13,744,408.06

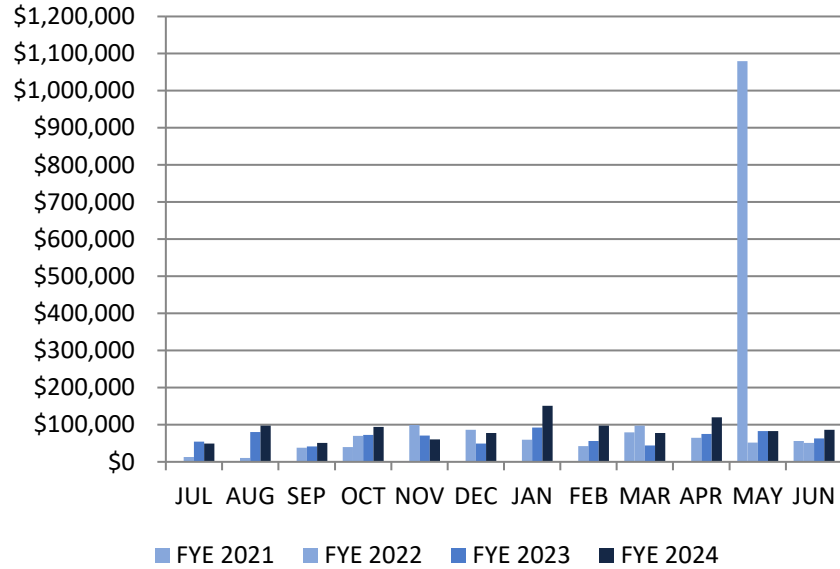
PUBLIC WORKS ENTERPRISE FUND – OVERVIEW OF REVENUE†



FYE 2023	Revenue	FYE 2024	Revenue
JUL 2022	\$3,723.47	JUL 2023	\$6,766.25
AUG 2022	\$2,739.71	AUG 2023	\$4,609.56
SEP 2022	\$2,885.04	SEP 2023	\$5,389.12
OCT 2022	\$5,021.87	OCT 2023	\$6,150.56
NOV 2022	\$3,798.37	NOV 2023	\$7,791.05
DEC 2022	\$126,878.28	DEC 2023	\$67,099.51
JAN 2023	\$317,655.65	JAN 2024	\$377,709.33
FEB 2023	\$1,029,811.47	FEB 2024	\$1,071,172.44
MAR 2023	\$21,059.81	MAR 2024	\$37,963.02
APR 2023	\$14,672.95	APR 2024	\$14,605.36
MAY 2023	\$11,060.12	MAY 2024	\$23,204.81
JUN 2023	\$15,875.17	JUN 2024	\$8,207.62
YTD	\$1,555,181.94	YTD	\$1,630,668.63
% of Budget	105%	% of Budget	108%
Budget	\$1,478,500.00	Budget	\$1,507,115.00

<i>FYE – 2023</i>	<i>FYE – 2024</i>	<i>\$ Difference</i>	<i>% Increase/Decrease</i>
\$1,555,181.94	\$1,630,668.63	\$75,486.69	5% Increase

PUBLIC WORK ENTERPRISE FUND – OVERVIEW OF EXPENDITURES



FYE 2023	Expenditures	FYE 2024	Expenditures
JUL 2022	\$52,019.62	JUL 2023	\$49,117.01
AUG 2022	\$80,046.86	AUG 2023	\$97,355.05
SEP 2022	\$41,681.12	SEP 2023	\$50,768.37
OCT 2022	\$72,274.90	OCT 2023	\$94,389.07
NOV 2022	\$70,453.75	NOV 2023	\$60,414.57
DEC 2022	\$49,034.86	DEC 2023	\$77,542.61
JAN 2023	\$92,427.55	JAN 2024	\$151,259.45
FEB 2023	\$55,754.99	FEB 2024	\$97,953.07
MAR 2023	\$44,069.20	MAR 2024	\$77,730.58
APR 2023	\$75,146.79	APR 2024	\$119,985.64
MAY 2023	\$82,832.65	MAY 2024	\$83,095.95
JUN 2023	\$62,763.29	JUN 2024	\$86,629.58
YTD	\$778,505.58	YTD	\$1,046,240.95
% of Budget	73%	% of Budget	85%
Budget	\$1,138,821.00	Budget	\$1,257,115.00

Cash on Hand as of June 30, 2024:
\$1,593,153.01

<u>FYE – 2023</u>	<u>FYE – 2024</u>	<u>\$ Difference</u>	<u>% Increase/Decrease</u>
\$778,505.58	\$1,046,240.95	\$267,735.37	34% Increase

Preliminary Budget Report (June 30th)

Ideal Remaining Percent 0%

Account	Budgeted Expenditures	YTD Expenditures	Encumbrance	Remaining Balance	Percent Remaining
Mayor/Council	\$138,365.00	\$127,953.34	\$0.00	\$10,411.66	8%
Administration					
<i>Administration</i>	\$3,939,929.00	\$3,425,328.71	\$691,996.48	-\$177,396.19	-5%
<i>Court</i>	\$342,857.00	\$307,837.45	\$0.00	\$35,019.55	10%
Police					
<i>Police</i>	\$6,048,513.00	\$5,531,270.44	\$116,842.09	\$400,400.47	7%
<i>Dispatch</i>	\$727,025.00	\$634,298.10	\$0.00	\$92,726.90	13%
Fire	\$7,793,434.00	\$7,551,010.45	\$1,430,746.50	-\$1,188,322.95	-15%
Public Works					
<i>Public Works</i>	\$1,615,550.00	\$1,522,456.63	\$0.00	\$93,093.17	6%
<i>Sewer</i>	\$1,469,844.00	\$1,352,895.04	\$0.00	\$116,948.96	8%
<i>Garage</i>	\$314,017.00	\$229,868.42	\$0.00	\$84,148.58	27%
Recreation					
<i>Recreation</i>	\$1,576,130.00	\$1,344,360.14	\$5,393.68	\$226,376.18	14%
<i>Heritage Park</i>	\$1,033,197.00	\$996,959.09	\$12,017.72	\$24,220.19	2%
<i>Amphitheater</i>	\$50,719.00	\$59,255.42	\$0.00	-\$8,536.42	-17%
Special Revenue	\$3,695,798.00	\$3,144,388.35	\$99,624.92	\$451,784.73	17%
PW Enterprise Fund	\$1,475,645.00	\$1,296,240.95	\$0.00	\$179,404.05	12%

<i>Department</i>	<i>Purchase Order Number</i>	<i>Purchase Order Date</i>	<i>Vendor</i>	<i>Description</i>	<i>Purchase Order Total</i>	<i>Status</i>
Fire Department	1000172	07/01/2023	Kimball Communications	800 MHZ Portable Radios	\$19,998.92	Complete
Police Department	1000173	07/01/2023	Utility Associates	Annual Bodyworn Camera Fee	\$60,891.49	Complete
Parks & Recreation	1000174	07/05/2023	Gameon	Cheer Uniform Packages	\$9,022.72	Complete
Parks & Recreation	1000175	07/05/2023	Gameon	Custom Printed Cap	\$13,394.76	Complete
Public Works	1000176	07/06/2023	Esri	ARC GIS Annual Maintenance	\$4,236.00	Complete
Public Works	1000177	07/06/2023	Southern Vac	Rausch MC50 Push Camera	\$15,158.00	Complete
Public Works	1000178	07/10/2023	Power Tool Company	SCZII-Zero Turn Mower	\$12,759.00	Complete
Parks & Recreation	1000179	07/10/2023	Gaines Mechanical	ADA Handrails for CCNB Amphitheatre	\$66,657.00	Complete
Fire Department	1000180	07/10/2023	Safe Industries	Globe GXCEL Jacket/Pant System	\$59,334.56	Complete
Parks & Recreation	1000181	07/10/2023	Ram Jack	Woodside Gym Foundation Repair	\$26,375.00	Complete
Police Department	1000182	07/17/2023	Pneu-Dart, Inc	Animal Control G2 – X-Caliber	\$2,684.52	Open
Police Department	1000183	07/17/2023	West Chatham Warning	2023 Utility Chief Admin Package	\$3,478.68	Complete
Fire Department	1000184	07/19/2023	Capital One Card Services	Company CST 3.0 Duty Boot	\$3,442.88	Complete
Public Works	1000185	07/21/2023	Earth Materials Grading	Additional Parking at CCNB Amp @ HP	\$555,035.00	Open
Police Department	1000186	07/27/2023	Balanced Building & Repair	Fencing	\$3,150.00	Complete
Parks & Recreation	1000187	07/28/2023	Gameon	Football Jersey / Pants w/Logo	\$12,017.72	Open
Parks & Recreation	1000188	08/04/2023	Capital One Card Services	Flag Football Set	\$8,421.70	Complete
Police Department	1000189	08/10/2023	SC Dept. Juvenile Justice	Juvenile Housing	\$15,000.00	Open
Fire Department	1000190	08/11/2023	Safe Industries	Tru Spec Duty Pant	\$8,749.61	Complete
Fire Department	1000191	08/11/2023	Safe Industries	Tru Spec Polo Shirt	\$3,860.84	Complete
Fire Department	1000192	08/11/2023	Safe Industries	Zip Shirt	\$3,816.00	Complete
Administration	1000193	08/15/2023	Howard's Towing	Repaint Chevy Impala	\$2,400.00	Complete
Police Department	1000194	08/16/2023	Vic Bailey Ford	2023 Ford PD Interceptor	\$91,730.00	Canceled
Police Department	1000195	08/16/2023	West Chatham Warning	23-24 Slicktop Patrol Camera	\$11,791.91	Complete
Fire Department	1000196	08/17/2023	Food Equipment Company	Supra 60" Range	\$3,321.52	Complete
Fire Department	1000197	08/17/2023	Osi Federal Technologies	DT Research MDT	\$5,627.72	Complete
Public Works	1000198	08/22/2023	Sase Company	Scarifier Blk SC 10E	\$4,407.16	Complete
Police Department	1000199	08/23/2023	Utility Associates	Rocket in Car SAAS	\$15,796.06	Complete

<i>Department</i>	<i>Purchase Order Number</i>	<i>Purchase Order Date</i>	<i>Vendor</i>	<i>Description</i>	<i>Purchase Order Total</i>	<i>Status</i>
Fire Department	1000200	08/23/2032	Service Laundry Machinery	Turnout Gear Extractor	\$13,342.22	Complete
Parks & Recreation	1000201	08/15/2023	Gameon	Custom Sublimated Baseball Jersey	\$15,418.60	Complete
Parks & Recreation	1000202	08/15/2023	TRZ Management	Amphitheatre Deck Extension	\$15,350.00	Complete
Parks & Recreation	1000203	08/15/2023	Capital One Card Services	Custom Volleyball Jersey	\$3,008.28	Complete
Police Department	1000204	08/28/2023	Triton 6	Bolawrap/Cassettes	\$7,009.11	Complete
Fire Department	1000205	08/28/2023	Universal Air Products	Breathing Air System	\$57,729.62	Complete
Fire Department	1000206	08/29/2023	Capital One Card Services	Manitowoc Icemaker	\$4,707.07	Complete
Fire Department	1000207	08/30/2023	Spartan Fire & Emergency	Pierce Custom Heavy Rescue	\$1,555,883.00	Open
Parks & Recreation	1000208	08/30/2023	Gameon	Full Color Football Jersey	\$12,017.72	Complete
Administration	1000209	09/12/2023	Dell Marketing	OptiPlex Tower Plus 7010	\$7,907.64	Complete
Fire Department	1000210	09/21/2023	Fire Station Outfitters	Platform Beds	\$3,780.80	Complete
Fire Department	1000211	09/21/2023	Fire Station Outfitters	Bunk Room Desks	\$6,496.32	Complete
Fire Department	1000212	09/21/2023	US Patriot	Active Shooter Kit	\$11,692.02	Complete
Administration	1000213	09/25/2023	Musco Corporation	Football Fields Lighting	\$251,657.00	Open
Public Works	1000214	09/28/2023	United Rentals	Water Truck Rental	\$4,968.22	Complete
Parks & Recreation	1000215	10/09/2023	Power Turf Renovations	Sports Turf-60 Inch	\$18,995.00	Complete
Fire Department	1000216	10/16/2023	Safe Industries	Hose Rack	\$3,150.83	Complete
Fire Department	1000217	10/17/2023	Williams Direct Dryers	Gear Dryer	\$5,958.92	Complete
Public Works	1000218	10/20/2023	Schaefer Systems	Gallon Bar Cart	\$17,748.64	Complete
Public Works	1000219	10/24/2023	Samsara, Inc	Licenses-Term 36 months	\$8,044.13	Complete
Public Works	1000220	11/06/2023	Guaranteed Supply Comp	Concrete Forms	\$11,350.63	Complete
Parks & Recreation	1000221	11/06/2023	Bailey Heating	12.5 Ton Carrier HVAC	\$26,760.00	Complete
Fire Department	1000222	11/16/2023	Capital One Card Services	Countertop Ice Machine	\$4,983.01	Complete
Fire Department	1000223	11/28/2023	Singer Equipment	Undercounter Dishwasher	\$8,580.72	Complete
Parks & Recreation	1000224	11/28/2023	Gameon	Reversible Jerseys	\$5,941.51	Complete
Public Works	1000225	12/11/2023	Opengov, Inc	Sanitary Sewer Domain	\$16,424.23	Complete
Police Department	1000226	12/14/2023	Santee Automotive	(2) 2023 Ford Police Interceptor	\$89,362.00	Complete
Fire Department	1000227	01/02/2024	Fire Station Furniture	Foam Mattresses	\$6,338.85	Complete
Fire Department	1000228	01/02/2024	Fire Station Furniture	Recliners	\$12,723.46	Complete
Fire Department	1000229	01/10/2024	Purvis Systems Inc.	Station Alerting System	\$74,787.80	Open

<i>Department</i>	<i>Purchase Order Number</i>	<i>Purchase Order Date</i>	<i>Vendor</i>	<i>Description</i>	<i>Purchase Order Total</i>	<i>Status</i>
Parks & Recreation	1000230	01/17/2024	Gameon	Custom Baseball/Softball Cap	\$13,080.93	Complete
Administration	1000231	01/26/2024	Mobile Communication	Municipal Complex Camera System	\$229,962.66	Open
Administration	1000232	01/31/2024	Xybix Systems	Dispatch Consoles	\$100,015.10	Complete
Administration	1000233	02/01/2024	Porter Corp.	45x20MonoslopePrimary/Second Roof	\$113,703.30	Open
Administration	1000234	02/01/2024	Porter Corp.	NSL 24x34 Steel Frame/Primary Roof	\$48,698.88	Open
Fire Department	1000235	02/06/2024	Power Fitness	Fitness Equipment	\$34,479.29	Complete
Police Department	1000236	02/07/2024	Graybar Electric	Schneider Electric-APC Batterpack	\$62,972.15	Complete
Parks & Recreation	1000237	02/07/2024	Capital One	Flag Football Sets	\$10,769.60	Complete
Parks & Recreation	1000238	02/07/2024	Sti Turf Care Equipment	Kohler CMMD Pro Mower	\$15,045.25	Complete
Fire Department	1000239	02/13/2024	Safe Industries	Gear Storage Rack	\$4,033.30	Complete
Police Department	1000240	02/16/2024	Ridgeline Technology	Panasonic Win 11 Pro Intel Core	\$15,111.15	Complete
Police Department	1000241	02/16/2024	B&H Photo-Video	Synology 60TB Diskstation Drivers	\$2,013.94	Complete
Parks & Recreation	1000242	02/23/2024	Gameon	Baseball & Softball Jerseys	\$19,284.58	Complete
Administration	1000243	02/27/2024	SolutionZ	AV Equipment – Municipal Complex	\$283,340.31	Open
Parks & Recreation	1000244	03/06/2024	Capital One Card	Volleyball Jerseys	\$5,631.25	Complete
Fire Department	1000245	03/06/2024	Project Solutions	I Plan Table – Workstation	\$14,924.80	Complete
Fire Department	1000246	03/19/2024	Safe Industries	Fire Hose	\$6,572.00	Complete
Administration	1000247	04/02/2024	Border States	Glas-Werks LED Banner Arm/Recept	\$105,140.34	Complete
Police Department	1000248	04/04/2024	West Chatham Warning	Slicktop Patrol – New Camera Upfit	\$11,791.91	Complete
Public Works	1000249	04/09/2024	Southern Vac	Van Con 9 Truck	\$615,500.00	Open
Public Works	1000250	04/10/2024	Pinnacle Trailer Sales	2024 Model 930 E-51-15 Trailer	\$93,428.00	Complete
Administration	1000251	04/16/2024	Netlink	Complex Low-Voltage Lighting	\$162,935.18	Open
Police Department	1000252	04/19/2024	Patterson Pope	Spacesaver Storage EQP	\$142,767.13	Open
Administration	1000253	04/25/2024	Mobile Communication	Municipal Complex -Camera System	\$33,992.85	Open
Parks & Recreation	1000254	05/17/2024	Marks Lock & Keys	Handicap Push Door	\$5,393.68	Open
Parks & Recreation	1000255	05/22/2024	Bailey Heating & Controls	HVAC Unit – Backstage Amphitheatre	\$14,495.00	Complete
Administration	1000256	06/04/2024	Interior Elements	Municipal Complex Furniture	\$877,413.40	Complete
Fire Department	1000257	06/11/2024	Safe Industries	Turnout Gear	\$4,361.90	Open

<i>Department</i>	<i>Purchase Order Number</i>	<i>Purchase Order Date</i>	<i>Vendor</i>	<i>Description</i>	<i>Purchase Order Total</i>	<i>Status</i>
Police Department	1000258	06/11/2024	Lawmen's Distribution	Colt CR 6920 Carbine	\$8,295.18	Open
Police Department	1000259	06/17/2024	Kiesler Police Supply	EO Tech Weapon	\$6,6780.68	Open
Police Department	1000261	06/27/2024	B&H Photo – Video	AGM PVS-Night Vision	\$2,379.70	Open